



GREEN PIPER

PEST CONTROL

COCKROACH 3 STEP TREATMENT GUIDE

Step 1: Clean Step 2: Treat Step 3: Monitor

- EMPTY AND CLEAN CABINETS.** Crumbs and food spills from stored food products provide an excellent source of food for roaches. Thoroughly clean the cabinets and remove food spills. UPPER CUPBOARDS included. If you have any liners, remove and discard.
- CLEAN YOUR KITCHEN APPLIANCES.** Roaches in the kitchen can live off grease and food spills beneath and behind your appliances. Clean under and behind the stove, refrigerator, microwave, dishwasher, and around as well as beneath the kitchen sink. Put small appliances in tubs with lids.
- CLEAN THE INSIDE OF YOUR TOASTER.** THESE ARE MAJOR FOOD COLLECTORS.
- KEEP FOOD IN SEALED CONTAINERS.** Roaches are small enough to get into cardboard packaging and loosely closed boxes and plastic bags. Store food in metal, glass, or hard plastic seal-able containers.
- LIMIT FOOD CONSUMPTION TO ONE ROOM IN THE HOUSE.** Keeping all food and eating in one area of the home will limit crumbs and food spills, making it easier to concentrate on deep cleaning one room of the home.
- CLEAN THE KITCHEN EACH NIGHT BEFORE BED.** Roaches often come out to feed at night, so doing a thorough cleaning of the kitchen each night will leave nothing for roaches to eat. Wipe down kitchen countertops, wash all dishes, put away all food, clean the sink and dry it to remove all water, and clean floors well.
- CLEAN THE FLOORS FREQUENTLY.** Vacuum or sweep all non-food areas of the home every few days. Picking up stray crumbs will help keep your home clean. Roach egg sacs and body parts contain pheromones that attract other roaches to the same areas, so sweeping up roach feces, skins, body parts, and eggs sacs will also help.
- EMPTY PET FOOD CONTAINERS OVERNIGHT OR COVER TIGHTLY.** Roaches will eat pet food and use water sources.
- KEEP GARBAGE CANS CLEAN AND COVERED.**
- POP CANS AND RECYCLING SHOULD BE REMOVED FROM KITCHEN NIGHTLY.**
- KEEP SINKS CLEAR OF DIRTY DISHES**



Empty and clean cupboards




Clean inside of toaster



All food needs to be in sealed containers.




Clean kitchen before bed each night



Clean the floor frequently



Empty pet food containers




Keep garbage clean & covered



CLEANING:

IS SOMETHING LEFT TO THE TENANT OR HOMEOWNER. This must be done at the beginning of treatment and throughout the entire process. It sounds excessive but if something is left unclean, roaches can and will find it which hinders our ability to help you solve your problem.

- Fix leaky plumbing.**
- Before bed, dry all sinks, tubs, and showers completely and plug the drains.**



Clean (water):

Another way to keep roach infestations at bay, and a natural roach control solution, will be to remove as many water sources for the roaches as possible. Consider the following water sources:

TREATING:

TREATING IS LEFT TO US. We use the most modern treatments and pesticides. We cycle through pesticides so as to ensure the roaches do not build up a tolerance. Also, like humans, roaches can be interested in one bait and not another.

Roaches do not want their bait tampered with. After bait is placed do not use harsh cleaners/chemicals (ie. bleach) as it can make the bait unattractive and push the roaches to other locations in the structure. Only in very rare situations will one treatment work.

MONITORING:

MONITORING IS A MUTUAL RESPONSIBILITY.

Like you, we want to resolve this problem as quickly as possible. It doesn't hurt between services for you to check the monitoring stations left out to ensure the problem is going the right direction. Roach problems can take time to resolve. If you notice the problem getting worse or you are unsure....give us a call (780-876-7378).

IMPORTANT NOTE:

Do not under any circumstances apply any chemical yourself. This can scatter the roaches to other locations and make the problem worse. It will also void any warranty.